


# A Teacher's Guide



Written by Eileen Cameron  
Illustrated by Doris Ettliger

Portions may be reproduced for use in the classroom with the express written permission of Sleeping Bear Press.

Teacher's Guide written by Angela M.K. Smith

Published by Sleeping Bear Press  
310 North Main, Ste 300  
Chelsea, MI  
800-487-2323  
[www.sleepingbearpress.com](http://www.sleepingbearpress.com)

# NEW JERSEY STATE FACTS

animal	flower
bird	fruit
dance	insect
dinosaur	shell
fish	tree

**DIRECTIONS:** The state of New Jersey has many official state symbols. Can you match the subject in the box above to the official state symbol listed below? Write the name of the subject on the line provided. Good luck!

- 1) The **Knobbed Whelk** is the official state \_\_\_\_\_.
- 2) The **horse** is the official state \_\_\_\_\_.
- 3) The **Eastern Goldfinch** is the official state \_\_\_\_\_.
- 4) The **blueberry** is the official state \_\_\_\_\_.
- 5) The **honeybee** is the official state \_\_\_\_\_.
- 6) The **square dance** is the official state \_\_\_\_\_.
- 7) The **brook trout** is the official state \_\_\_\_\_.
- 8) The **Red Oak** is the official state \_\_\_\_\_.
- 9) The **Hadrosaurus foulkii** is the official state \_\_\_\_\_.
- 10) The **Common Meadow Violet** is the official state \_\_\_\_\_.



# HELLO NEIGHBOR!

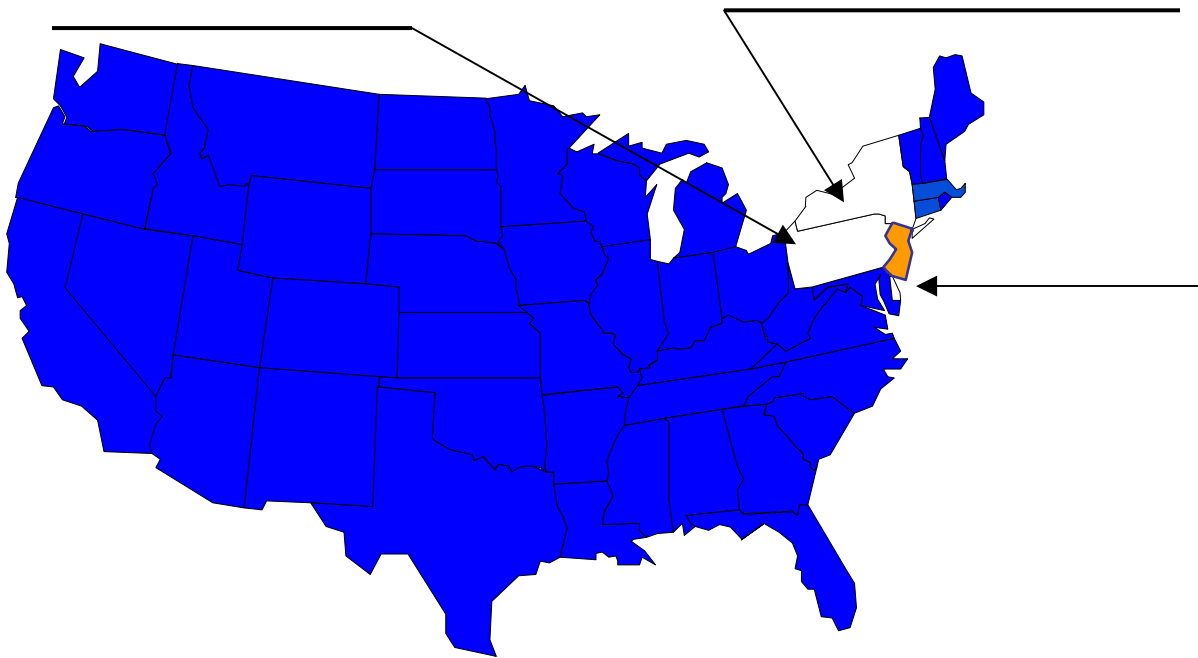
## STATES THAT BORDER NEW JERSEY

**DIRECTIONS:** The state of New Jersey is highlighted in orange. Use the "J" page in the book, *G is for Garden State*, and label New Jersey's three neighboring states shown on that page.

Delaware

New York

Pennsylvania



- 1) What is the capital of New Jersey?
- 2) What ocean lies on the eastern boundary of New Jersey?
- 3) TRUE or FALSE: New Jersey was one of the Thirteen Original Colonies.
- 4) How did the state get its name?

# WHO AM I?



Althea Gibson	George Washington
Lenape	John Holland
Thomas Edison	“Haddy”
Italo Marchiony	Molly Hayes
Woodrow Wilson	Quakers

- 1) We are a Native American group known as Woodland Indians. **Who are we?**
- 2) I perfected the incandescent light bulb and I hold over one thousand patents for other inventions. **Who am I?**
- 3) I invented the first submarine. **Who am I?**
- 4) I am the state dinosaur unearthed in 1858. **What is my nickname?**
- 5) I invented the ice cream cone in 1904. **Who am I?**
- 6) I was the 28<sup>th</sup> president of the United States. I was also the governor of New Jersey at one time. **Who am I?**
- 7) I aided Revolutionary War soldiers by delivering water to them on the battlefield. **Who am I?**
- 8) I was the first African-American woman to become the Wimbledon singles tennis champion. **Who am I?**
- 9) I was commander of the Continental Army from 1775-1783 and the 1<sup>st</sup> president of the United States. **Who am I?**
- 10) We are a group that came to the United States for religious freedom. **Who are we?**

# WHERE AM I?



**DIRECTIONS:** Use the clue box below to help you figure out the location that is being described. Good luck!

Presbyterian Church in Basking Ridge  
The Pinelands  
Hoboken, New Jersey  
Trenton, New Jersey  
A boardwalk

Sandy Hook Lighthouse  
Menlo Park, New Jersey  
High Point State Park  
Haddonfield, New Jersey  
Liberty State Park

- 1) I am at the site of the first baseball game held under formal rules with the diamond shape layout. **Where am I?**
- 2) I am located on the steps of the state capitol. **Where am I?**
- 3) I am standing at the site of the oldest continually operating lighthouse in the country. **Where am I?**
- 4) Wow! I am here at the location where "Haddy," the largest reptile, was unearthed. **Where am I?**
- 5) Wish you were here! I am walking along one of these long man-made areas on the beach. I may buy some saltwater taffy later. **Where am I?**
- 6) I am visiting a part of history. I am in Thomas Edison's lab. **Where am I?**
- 7) I feel like yodeling! I am admiring the view from the highest location above sea level in New Jersey. The Appalachian Trail runs through this park also. **Where am I and how do I get down?**
- 8) I am here at a wonderful park in Jersey City amazed by the view of the Statue of Liberty. **Where am I?**
- 9) I love the outdoors. I am sitting in a canoe admiring the nature in an area otherwise known as the Pine Barrens. This area covers a million acres with forests and cedar swamps. **Where am I?**
- 10) Don't yell "TIMBER" around here. I am standing in an historic cemetery looking way up at the Quercus Alba, a 600-year-old white oak tree. **Where am I?**



# NEW JERSEY

## PEOPLE, PLACES, AND THINGS

**DIRECTIONS:** Unscramble the letters to reveal the name of an important person, place, or thing that makes New Jersey such a unique state.

### PEOPLE

INVENTORS  
LENAPE  
NAVIGATORS  
UMPIRES

- 1) PANEEL=
- 2) NETRIVNOS=
- 3) PUMESRI=
- 4) AIAOSNVGTR=

### PLACES

BOARDWALK  
FACTORIES  
HIGHLANDS  
PENINSULA  
PINELANDS

- 5) ATREFCOIS=
- 6) SNLGHHIAD=
- 7) LAWBARODK=
- 8) AENSPNILU=
- 9) NLDSNPAEI=

### THINGS

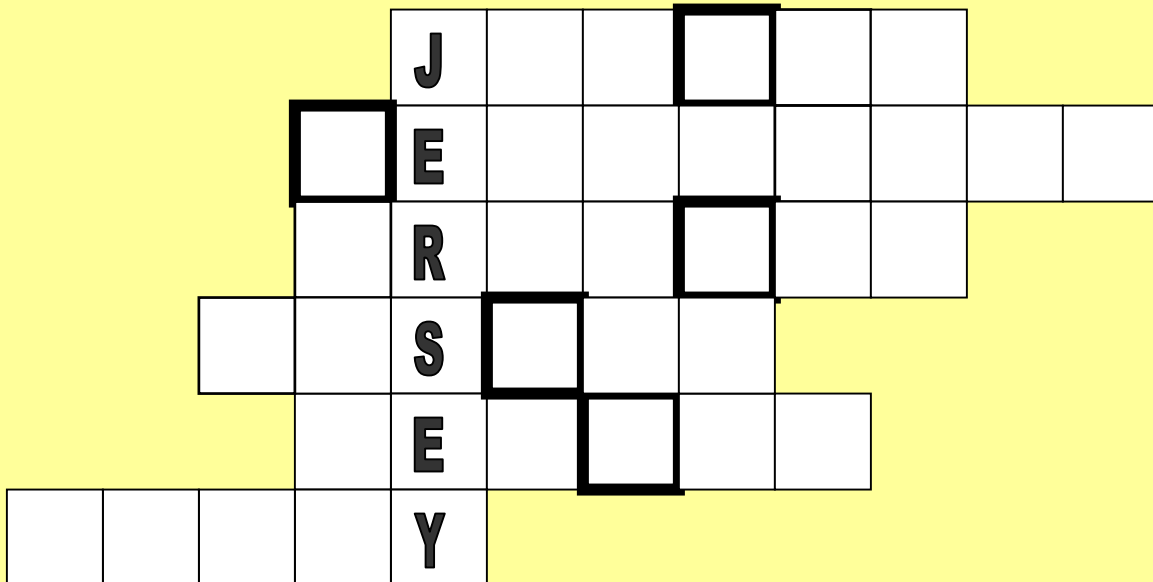
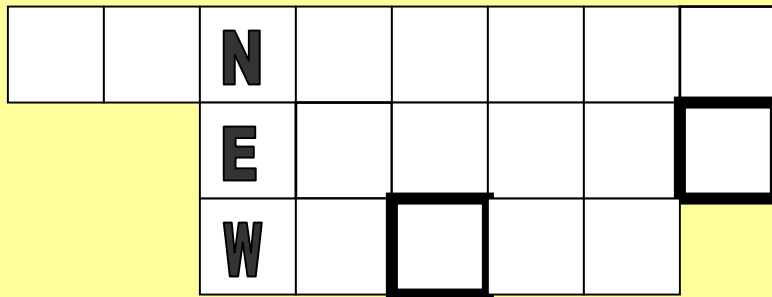
ARROWHEADS  
LIGHTHOUSE  
MIGRATION  
REPTILES  
VIOLETS

- 10) STELOIV=
- 11) IHHUELGTOS=
- 12) HASARWROED=
- 13) ETLSPRIE=
- 14) NMITIOAGR=

# NEW JERSEY


**DIRECTIONS:** Use each of the following clues to help you fill in the boxes below.

- 1) state insect
- 2) inventor of many products including the electric light bulb
- 3) the "knobbed" type of this is New Jersey's state shell
- 4) state namesake taken from one of the Channel Islands in the English Channel
- 5) land that is surrounded by water on three sides
- 6) the state capitol of New Jersey
- 7) these shelled creatures are harvested for food
- 8) this Native American group lived in New Jersey thousands of years before the Europeans
- 9) nickname for the state dinosaur, Hadrosaurus foulkii, discovered by William Parker Foulke



Unscramble the letters in the bolded boxes to reveal the answer to the clue.  
**Thomas Edison held over one thousand of these!**

\_\_\_\_\_



# MONEY MATTERS

**DIRECTIONS:** Navigate your way through the following story problems that deal with money. Make sure to read each one carefully, and don't forget to add your dollar signs and decimal points!

- 1) Maddy wanted to plant some violets in her yard. She determined that she would need 12 plants. The store was selling violets for \$.50 a plant. **How much money would she have to spend?**
  
- 2) Ken decided that he would serve deep-fried oysters as an appetizer at his party. When he went to the market, the salesperson told him that oysters were \$3.25 a pound. Ken needed 3 pounds to serve his guests. **How much did he pay the salesperson?**
  
- 3) Melissa grows tomatoes on her land. Every summer she sells these tomatoes at a local market. If she had 10 tomatoes and sold them for \$.25 a piece, **how much profit did she make?**
  
- 4) Jackson and his friends went to the boardwalk to watch the waves and eat cotton candy. The vendor was selling cotton candy for \$2.50 a bag. Jackson bought one bag for himself and two other friends. **How much money did he pay the vendor?**
  
- 5) Jill takes beautiful photographs of birds. At a recent sale she sold two pictures of migrating birds for \$24.00 each. **How much did Jill earn for her two pictures?**

# THE KNOBBED WHELK

## DEFINE:

INVERTEBRATE \_\_\_\_\_  
\_\_\_\_\_  
\_\_\_\_\_

You have just read, *G is for Garden State*, by Eileen Cameron and learned about an interesting part of New Jersey's culture. Please read the following information about the Knobbed Whelk and answer the questions. Hopefully, you will learn more about the state shell and share this information with classmates.

*The Knobbed Whelk is the state shell of New Jersey. It is found in the shallow water areas off the east coast of the United States in the Atlantic Ocean. The Knobbed Whelk is a soft-bodied invertebrate that is protected by a very hard shell. The shell forms in a spiral shape and has "knobs" along its top front side. The shell may be close to 10 inches long! The outer portion of the shell tends to be yellowish-gray with an opening that may be cream or red in color. The Knobbed Whelk has two pairs of tentacles on its head. One pair of tentacles is used to aid the invertebrate in its sense of smell and touch. These sea creatures eat clams by using a part of their body that is like a tongue. This organ is called a radula. Knobbed Whelks may be used for food which people often can.*

## QUESTIONS:



- 1) Please describe the outer shell of the Knobbed Whelk.
- 2) Where can these invertebrates be found?
- 3) What do Knobbed Whelks eat?
- 4) TRUE or FALSE: Knobbed Whelks may be used for food which people sometimes can.
- 5) The Knobbed Whelk is the state shell of what state?
- 6) How did the Knobbed Whelk get its name?
- 7) What organ helps this animal eat clams?

# INVENTIONS-PAST, PRESENT, AND FUTURE


**DIRECTIONS:** You have learned that the state of New Jersey has a rich history in research and inventions. Many different inventors have developed ideas and products in the state. It is very interesting to learn about those products because we use many of them everyday! Below are lists of products and the time period in which they were used. Your job is to think about what products may be invented in the future and write your idea on the line. Who knows, you may be the inventor of that product! Share your ideas with classmates. Good luck!

**\*CHALLENGE-**Use the blanks at the bottom of the page to create your own category and information.

	<u>1934</u>	<u>1994</u>	<u>2054</u>
Transportation	buses/trains	automobiles	_____
Communication	mail	fax/telephone	_____
Writing	typewriter	computer	_____
Cooking	stove	microwave oven	_____
Food storage	icebox	refrigerator	_____
Recreation	dolls/ball	video games	_____
Entertainment	radio	television	_____
Music enjoyment	radio	CD player	_____
News	radio/newspaper	television	_____
_____	_____	_____	_____



# PREPARING FOR THE NEW WORLD



**DIRECTIONS:** Many years ago, immigrants from various countries came to the United States. They entered by way of New York Harbor to begin a new and promising life in our country. You must remember that many people were aboard these ships and they could not bring much with them to their new home. Often, immigrants could only bring with them items from home that could fit in a trunk! Your assignment is to imagine what it was like to be an immigrant during this time. What would you bring to this new country, your new home? List twenty items that you would bring. These twenty items must be able to fit inside a standard trunk. When you finish, share your items with classmates and prepare to explain why you chose these items.

## ITEM

## REASON FOR INCLUDING ITEM

- 1)
- 2)
- 3)
- 4)
- 5)
- 6)
- 7)
- 8)
- 9)
- 10)
- 11)
- 12)
- 13)
- 14)
- 15)
- 16)
- 17)
- 18)
- 19)
- 20)

\*What item is the most important to you? \_\_\_\_\_

\*Were there items that you wanted to bring but would not have fit into the trunk?

---

\*After sharing with your classmates, what did you learn? Did you change your mind about any of your choices?

---


\*What do you think it was like to be an immigrant?

---

# SEARCH AND FIND

---

**DIRECTIONS:** Use the book, *G is for Garden State*, to help you find the pictures mentioned below. When you find the picture, read the information on the page to review all of the wonderful people, places, and things that make the state of New Jersey such a wonderful state. Good luck!



**horse**

**honeybee**

**saltwater taffy**

**shovel**

**wreath**

**arrowhead**

**bog**

**deer**

**tugboat**

**wood turtle**

**catcher's mask**

**lily pad**

**ice cream cone**

**The Statue of Liberty**


**bunny**

**canteen**

**Ferris wheel**


**parking meter**

**State Seal of New Jersey**




# HOW CAN YOU "BE" HELPFUL?

**DIRECTIONS:** You have read about many different people in the book *G is for Garden State*. Some of these people have acted responsibly and bravely, depending on the situation they were in. Below is a picture of a honeybee with a honeycomb. In each of the four open parts of the honeycomb, write four ways in which **you** can be helpful. Cut out the picture below and glue it to a sheet of paper. Post the paper in a place where you can be reminded about your helpful actions. Share your ideas with your friends.



# HOW CAN YOU BE HELPFUL?

**DIRECTIONS:** As you remember from the book *G is for Garden State*, Molly Hayes was a very helpful person during the Revolutionary War. She risked her life by bringing pitchers of water to the tired and thirsty soldiers controlling the cannons. Molly Pitcher, as she was later nicknamed, was a true heroine. In the picture below, write how you can be helpful to your family, teachers, friends, or community. When you finish, share your idea with classmates and carry out your idea. Put the projects up for display.



# WHAT DO YOU SEE?

**DIRECTIONS:** Take a close look at the cover of the book *G is for Garden State*. Notice all of the different types of produce that the state of New Jersey grows. Using this sheet of paper and a pencil, write down as many types of produce as you observe in the picture. When you are finished with your list, alphabetize the words. Share your list with classmates. Did you find all of the produce?



# HOW CAN I HELP?

**DIRECTIONS:** You have learned about places of great beauty in the state of New Jersey. These places are well known for their flowers, meadows, woods, and streams. They need to be well cared for and the choices you make everyday can help! For example, what would happen if everyone threw away their aluminum cans and they ended up in a landfill? What would happen if everyone put their aluminum cans in a special container which went to a recycling plant? Now you can see how a small change in your daily routine can help to preserve the natural beauty of the world we live in. Below is a list of five topics to get you started in thinking of how you and your family can change your daily routines to help make our world a cleaner and more beautiful place to live! Can you come up with at least two ideas for each topic?

## 1) REDUCE-REUSE-RECYCLE!

---

---

---

## 2) BE WATER WISE!

---

---

---

## 3) GET YOUR BODY MOVING!

---

---

---

## 4) BE A CAREFUL SHOPPER!

---

---

---

## 5) GET INVOLVED IN YOUR COMMUNITY!

---

---

---



# PLAN A PARTY!

**DIRECTIONS:** Plan a special meal for your family and/or friends. Make a list of the food groups you have learned about in health or science class. Try your best to make sure that you plan a meal that uses the food groups properly. Use the following categories to help you plan, and don't forget the cranberries!

## APPETIZERS

## THE MAIN MEAL

## DESSERT

## DRINKS

## SPECIAL FAMILY RECIPES




# A DAY AT THE BEACH!

## "S" IS FOR SHORE

**DIRECTIONS:** In the book *G is for Garden State*, by Eileen Cameron, look at the "S" page about the shore. On a large piece of paper, draw the shore and include items from the list below. Make sure that you use lots of color to make your picture come alive!

### LIST OF ITEMS:

- \*you and your friends/family
- \*beach towels
- \*life guard
- \*surfboard
- \*sun umbrella
- \*lounging chairs
- \*sand castle
- \*sand shovel
- \*sand bucket
- \*sunglasses
- \*bottle of sunscreen
- \*sun hats
- \*swimmers/surfers
- \*birds
- \*lots of sunshine
- \*lots of sand
- \*waves
- \*three more items of your choice



# STOP-LOOK-LISTEN

**DIRECTIONS:** This is a project that will allow you to use some of your senses (**seeing, hearing, smelling, touching**). Everyone should go to a park, yard, or another area of nature (try to make the location the same for all participants). Spend 20-30 minutes observing what you see, hear, smell, and touch. Write these observations down on paper. When your time is up, draw what you observed. Share these observations with your classmates.

## **SHARE and DISCUSS:**

- 1) What were some similarities in the drawings?
- 2) What were some of the differences in the drawings?
- 3) Did you observe something that you really never noticed before?
- 4) How can you help to maintain the beauty and cleanliness of this area?
- 5) Why is nature so important to people? To animals? To our ecosystems?



# FAMILY TREE

## MATERIALS NEEDED:

- \*crayons and markers
- \*scissors (scissors that cut special lines, such as zigzag lines may be fun to use!)
- \*hole punch
- \*glue sticks
- \*blue and green construction paper
- \*yarn or fishing line
- \*Styrofoam or paper cups (one cup for each student)
- \*a portion of clay (to be placed inside each cup)
- \*a small tree branch (one for each student)

## PROCEDURE:

- 1) Each student needs to find a small tree branch with many smaller tree branches on it.
- 2) Students can decorate their cup or write their last name in a decorative way around the cup.
- 3) Mold the clay piece into a small ball and place it in the bottom of the cup.
- 4) Push the branch into the piece of clay as this will allow the branch to stand on its own.
- 5) Cut out leaves from the green construction paper. Each leaf will represent a member of the student's family. Each student should cut enough leaves for the members of their family (parents/guardians, siblings, grandparents, aunts, uncles, etc.)
- 6) Write the name of each family member on the leaf. The student should write their relationship to each person and possibly birth dates and other important information.
- 7) Use the hole punch to punch a hole in each leaf (preferably at the end of the leaf).
- 8) Tie the leaves onto the tree. The top branches should include the student's immediate family and work down to grandparents, etc.
- 9) Students may use pictures or drawings to place on the leaves also.



# LIGHTING THE WAY!

## A SCIENCE EXPERIMENT

### MATERIALS NEEDED:

- \*one 1 inch nail
- \*one small jar
- \*one cork stopper for a lid
- \*3 1/2 feet of shielded copper wire
- \*one 6 volt battery
- \*12 inches of wire used to hang pictures
- \*paper and pencil for each student
- \*instrument to cut wire
- \*safety goggles and protective gloves

### IMPORTANT NOTES:

This project needs to be performed with adults present—preferably performing the experiment! Those immediately surrounding the project must wear safety goggles and protective materials on their hands. These materials will get hot and maintain heat for a period of time. PLEASE discuss the importance of safety BEFORE performing this experiment!

### PROCEDURE:

Your first step is to cut the copper wire into two lengths approximately 2 feet long. Cut off an inch of the plastic coating at each end of the strand. Use the nail to puncture two holes in the cork. Push the wire through the holes in the cork so that about 3 inches of the wire can be seen in the jar. Make a bend at the end of the copper wires so that the experimenter can twist small strands of iron wire around them to make a filament. Take several strands of iron wire and twist them together. Stretch them across the gap between the two copper bends in the wire to make the filament. Place the cork lid with the filament inside the jar. Using caution, hook up both copper wire ends to the battery and watch your “bulb” light up. The filament will become extremely **HOT**, so be careful not to come into contact with it!

### DISCUSS:

- 1) What observations did the students make?
- 2) How is this experiment similar to the design of a light bulb?
- 3) Why is electricity so important to us?
- 4) How has Thomas Edison's invention changed the world?



# WHEN LIFE HANDS YOU TOMATOES...MAKE SALSA!


**ACTIVITY:** New Jersey produces many varieties of tomatoes. What do you do with all of those tomatoes? There are many ways in which tomatoes can be used, and one delicious way is to make salsa! Below is a very simple recipe that can be used to make salsa.

## INGREDIENTS NEEDED:

- \*1 ½ pounds of tomatoes—peeled, seeded and coarsely chopped
- \*1 small white onion—peeled and diced
- \*1 green chili pepper—seeded and chopped
- \*2 lemons—juice extracted
- \*2 tablespoons of fresh cilantro
- \*salt
- \*pepper

## PROCESS:

Combine all of the ingredients together in a slowcooker. Use the lowest temperature on the covered slowcooker and cook for about 50-55 minutes. Let the salsa sit until it is warm, not hot! This recipe makes about 2 ½ cups. Enjoy with chips or vegetables!



## KEY

### NEW JERSEY STATE FACTS

- 1) SHELL
- 2) ANIMAL
- 3) BIRD
- 4) FRUIT
- 5) INSECT
- 6) DANCE
- 7) FISH
- 8) TREE
- 9) DINOSAUR
- 10) FLOWER

### **HELLO NEIGHBOR MAP**

GOING CLOCKWISE FROM THE TOP: NEW YORK, DELAWARE, PENNSYLVANIA

- 1) TRENTON
- 2) ATLANTIC OCEAN
- 3) TRUE—3<sup>RD</sup> STATE IN THE UNION
- 4) AFTER JERSEY, ONE OF THE CHANNEL ISLANDS IN THE ENGLISH CHANNEL

### **WHO AM I?**

- 1) LENAPE
- 2) THOMAS EDISON
- 3) JOHN HOLLAND
- 4) HADDY
- 5) ITALO MARCHIONY
- 6) WOODROW WILSON
- 7) MOLLY HAYES
- 8) ALTHEA GIBSON
- 9) GEORGE WASHINGTON
- 10) QUAKERS

### WHERE AM I?

- 1) HOBOKEN, NJ
- 2) TRENTON, NJ
- 3) SANDY HOOK LIGHTHOUSE
- 4) HADDONFIELD, NJ
- 5) A BOARDWALK
- 6) MENLO PARK, NJ
- 7) HIGH POINT STATE PARK
- 8) LIBERTY STATE PARK
- 9) THE PINELANDS
- 10) PRESBYTERIAN CHURCH IN BASKING RIDGE, NJ

## **NJ-PEOPLE, PLACES, AND THINGS**

- 1) LENAPE
- 2) INVENTORS
- 3) UMPIRES
- 4) NAVIGATORS
- 5) FACTORIES
- 6) HIGHLANDS
- 7) BOARDWALK
- 8) PENINSULA
- 9) PINELANDS
- 10) VIOLETS
- 11) LIGHTHOUSE
- 12) ARROWHEADS
- 13) REPTILES
- 14) MIGRATION

## **NEW JERSEY WORD FIND**

N=HONEYBEE

E=EDISON

W=WHELK

J=JERSEY

E=PENINSULA

R=TRENTON

S=OYSTER

E=LENAPE

Y=HADDY

UNSCRAMBLE=PATENTS

## **MONEY MATTERS**

- 1) \$6.00
- 2) \$9.75
- 3) \$2.50
- 4) \$7.50
- 5) \$48.00

## **KNOBBED WHELK**

- 1) ANSWERS MAY VARY: YELLOWISH-GRAY WITH AN OPENING THAT IS CREAM OR RED IN COLOR.
- 2) OFF THE EAST COAST OF THE USA IN THE ATLANTIC OCEAN
- 3) CLAMS
- 4) TRUE
- 5) NEW JERSEY (15 OTHER STATES ALSO!)
- 6) "KNOBS" ALONG ITS TOP FRONT SIDE
- 7) RADULA

