


Teacher's Guide



The Lucky Star

Author: Judy Young
Illustrator: Chris Ellison

Guide written by Cheryl Grinn

**Portions may be reproduced for use in the classroom
with this express written consent of Sleeping Bear Press**

Published by

**Sleeping Bear Press
310 N. Main St., Suite 300
Chelsea, MI 48118
800-487-2323**

www.sleepingbearpress.com

The Lucky Star

Anticipatory Questions

Prior to reading the book *The Lucky Star* prepare the students by discussing these questions. These may lead to some in-depth conversation regarding the Great Depression.

1. What does it mean to be lucky?
2. What does it mean to be depressed?
3. Describe how you feel when you are depressed.
4. Could an entire country be depressed? How?
5. How would you feel if your school closed down and there was no other school you could attend?
6. Should a father leave his family so that he could earn a living for them in a different city?
7. What does it mean to be unlucky?

Research the Great Depression and find a copy of the song “Brother, Can You Spare a Dime.”

Discuss the song with students. Play a copy of the song for them.

Discuss all the things the students might have to give up if their family had no money.

Find a community member who lived during the Depression and ask them to come in and talk to the students about what their life was like during this time.

THE GREAT DEPRESSION

The Great Depression was a very difficult time in the history of the United States. Learn about one family's experience during this time in *The Lucky Star*.

Answer the questions below.


1. What did Ruth's dad do to help the family?

2. What did Ruth's mom do to help the family?

3. What did Ruth do to help?

4. What other things could Ruth's family have done to make things better?

5. What could your family do if they were a part of a Depression?



How Well Can You Spell?

Ruth won a set of *The Book of Knowledge* when she won a spelling bee. Not long after that her school closed. Discover why the school closed in the wonderful book *The Lucky Star*.

Circle the word in each row that is spelled correctly.

1. hapy happy happi
2. enough enuff enouhf
3. luckie lucki lucky
4. gril girl girrl
5. perseverance purseverance purrseverence
6. Deepression Depression Depresion
7. aford afford afforrd
8. remmember remumber remember
9. breaze breese breeze
10. biscuits biskuits biscuites



PUT IT IN ORDER SEQUENCING

Read and enjoy the wonderful book *The Lucky Star*. Pay special attention to the order of the events.

Cut out each event below and paste them on a separate sheet of paper in the order they occur in the book.

Ruth is given used old shoes to wear.

Ruth teaches Janie to do math.

The school closes due to lack of money.


Mama takes two jobs to help the family.

Ruth realizes how lucky she really is.

THE LUCKY STAR

What does it mean to have a lucky star? Read the story of Ruth and her family in *The Lucky Star* and learn about what Ruth discovered.

Make a list of all of the things you have to be thankful for in your life. Put your list inside the star.





LUCKY MATH ROUNDING

Discover how Ruth learned the lesson that little things can make you lucky in *The Lucky Star*.

Use your math skills to solve these problems.

Round to the nearest 10

- 56 _____
- 97 _____
- 75 _____

- 24 _____
- 31 _____
- 63 _____

Round to the nearest 100

- 137 _____
- 490 _____
- 411 _____

- 151 _____
- 927 _____
- 972 _____

Round to the nearest 1,000

- 7,296 _____
- 9,501 _____
- 3,600 _____

- 1,448 _____
- 4,742 _____
- 7,499 _____

Round to the nearest 10,000

- 39,100 _____

- 87,923 _____



Multiply the Stars

Here's a chance to practice your multiplication skills.
See how many problems you can solve in 2 minutes.

1. 7×7 _____
2. 5×8 _____
3. 3×9 _____
4. 9×6 _____
5. 6×6 _____
6. 8×9 _____
7. 10×8 _____
8. 4×4 _____
9. 10×10 _____
10. 6×9 _____
11. 7×5 _____
12. 6×7 _____
13. 5×4 _____
14. 3×7 _____
15. 8×8 _____
16. 9×4 _____
17. 2×7 _____
18. 3×8 _____
19. 8×6 _____
20. 9×10 _____



Alphabetical Order

In the book *The Lucky Star*, Ruth won a set of encyclopedias which she enjoyed reading and learning about the world.

Put the following encyclopedia entries in alphabetical order.

1. _____ swimming
2. _____ metric system
3. _____ stars
4. _____ Detroit
5. _____ baseball
6. _____ flour
7. _____ Nile River
8. _____ astronomy
9. _____ Air Force
10. _____ dogs
11. _____ Crockett, Davey
12. _____ Michigan
13. _____ Florida
14. _____ Harvard University
15. _____ art



What Brings You Luck?

In the book *The Lucky Star*, Momma was always talking about lucky stars. There are many things people consider lucky. For example, many feel it's lucky to find a four-leaf clover.

Make a list of **lucky** things.

Which is your favorite lucky charm? _____

Make a list of **unlucky** things.

What is your least favorite unlucky thing? _____

CLASSIFICATION

Classifying objects means to put them into groups which have something in common. If you were to classify red, blue, green, they would be classified as colors.

In the lists below circle the word that does not belong.

1. stars moon sun crystal
2. ballet mathematics computer geography
3. George Bush Abraham Lincoln Theodore Roosevelt George Patton
4. baseball hockey reading soccer
5. strawberry banana tomato radish
6. June July August December
7. daisy peach rose petunia
8. sunny sleet snow slime
9. paper beach ball pencil crayons
10. Arizona England Colorado Iowa



Make a Constellation Projector

The book *The Lucky Star* is the story of a young girl and her family during the Great Depression. Momma and Ruth spent each evening talking and looking at the stars.

Make your own star projector.

Materials

Sheet of paper
Round oatmeal box with lid
Small flashlight
Electrical tape
Pencil
Scissors, black pen
Nail

Directions

1. Choose your favorite constellation or make up your own. Draw the constellation on a sheet of paper the same size as the inside of the box top.
2. Tape the paper inside the box lid.
3. Use a nail to poke a hole through each star in the lid. Make small holes. Make sure the hole goes all the way through the cardboard.
4. Remove the paper pattern.
5. Cut a hole in the bottom of the box just large enough for the flashlight to fit through.
6. Tape around the flashlight to hold it securely in place. Tape on the outside so no light can shine through.
7. In a dark room turn the flashlight on and project your star constellation on the ceiling.
8. Make additional constellations on cardboard that you can fit over the open end of the box.

School Is Cool!

Survey and Graph

In the book *The Lucky Star*, Ruth was an excellent speller. She was so good that she won a special prize. Find out what this prize was when you read the book.

Survey 40 students in a younger grade to find their favorite subject in school.


Question: Which of the following is your favorite school subject?

Reading

Math

Social Studies

Use the data you collected to create a bar graph showing the results. Make your graph easy to read and colorful. Make sure you give it a title.



Losing the Stars

The Lucky Star is the story of one family and the struggle they had during the Great Depression. Learn about this difficult time and Ruth's unhappiness as you read this great book.

Make a list of each time Ruth lost one of her lucky stars throughout the book.

1. _____

2. _____

3. _____

1. How was Ruth a lucky star for Janie?

2. How did Ruth use flour to teach the children to write?

3. What did Ruth use to help teach the children math?



Lucky Star Poetry

Ruth learned that even when times were bad for her family, there were still many bright spots. Discover what her life was like during the Depression in *The Lucky Star*.

A quatrain is a poem written in four lines. It can be rhymed or unrhymed.

Write a quatrain poem about the Depression.

Write a quatrain poem about life today.

Write a quatrain poem about your lucky stars.

FIND IT IN *THE LUCKY STAR*

In the 1920s and 1930s the United States went through a very bad economic time called the Great Depression. Read the story *The Lucky Star*, and pay attention to the details.

Answer each question.

1. Name the author of *The Lucky Star*. _____

2. Why couldn't Ruth's mother teach Ruth after the school closed?

3. How far did Ruth's dad go in school? _____

4. Why did Poppa leave home? _____

5. What was the winning word in the spelling bee that Ruth won?

6. What was Ruth's prize for winning the spelling bee?

7. Who did Ruth teach to write? _____

8. Which president developed the Civilian Conservation Corps?

9. How was Ruth the lucky star for Janie? _____

10. What did Ruth like best about teaching the children?



Raisin Cinnamon Biscuit Recipe


This recipe will remind you of Ruth and her biscuit-making in *The Lucky Star*.

Ingredients

- 2 cups biscuit mix
- $\frac{1}{4}$ cup sugar
- $\frac{1}{2}$ teaspoon cinnamon
- $\frac{1}{2}$ raisins
- $\frac{1}{4}$ cup pecans (small pieces)
- $\frac{1}{2}$ cup cold water
- 3 tablespoons melted margarine or butter

Directions

1. Mix raisins, pecans, sugar, and cinnamon in a small bowl and set aside.
2. Prepare biscuit mix according to package directions. Use the cold water for liquid in the directions.
3. Shape mixture into a ball and place on a sheet of lightly floured wax paper.
4. Shape the dough in 12 equal-sized balls.
5. Roll each ball in melted butter and then roll in sugar mixture.
6. Place balls in a cake pan. Flatten slightly.
7. Bake in a preheated oven at 400 degrees for 15 minutes or until lightly brown.
8. ENJOY!



New Shoes for Ruth

Read *The Lucky Star* and learn about the shoes that Ruth was given. You'll also learn why Ruth's mother was so happy about the shoes.

Design a pair of shoes that you think Ruth would have liked! Draw the shoes below.

The Lucky Star Answer Sheet

The Great Depression- 1) worked for the CCC 2) worked two jobs
3) taught her sister and friends

Can You Spell- 1) happy 2) enough 3) lucky 4) girl 5) perseverance
6) Depression 7) afford 8) remember 9) breeze 10) biscuits

Losing the Stars- 1) doing well in school 2) no one at home able to teach
Ruth 3) poppa went away
1) taught her to write 2) cheaper than paper and pencil 3) rocks

Put It in Order- 1) Ruth is given old shoes to wear 2) the school closes due
to lack of money 3) Mama takes two jobs 4) Ruth teaches Janie to do math
5) Ruth realizes how lucky she is

Lucky Math- 1) 60 2) 20 3) 100 4) 30 5) 80 6) 60 7) 100
8) 200 9) 500 10) 900 11) 400 12) 1,000 13) 7,000 14) 1,000
15) 10,000 16) 5,000 17) 4,000 18) 7,000 19) 40,000 20) 90,000

Multiply the Stars- 1) 49 2) 40 3) 27 4) 54 5) 36 6) 72 7) 80
8) 16 9) 100 10) 54 11) 35 12) 42 13) 20 14) 21 15) 64
16) 36 17) 14 18) 24 19) 48 20) 90

Alphabetical Order- 1) O 2) K 3) N 4) F 5) D 6) I 7) M 8) C 9) A 10)
G 11) E 12) L 13) H 14) J 15) B

What Doesn't Belong- 1) crystal 2) ballet 3) George Patton 4) reading
5) radish 6) December 7) peach 8) slime 9) beach ball 10) England

Find It in "The Lucky Star"-1) Judy Young 2) Mama couldn't read or
write 3) sixth grade 4) to join the CCC and send money home to support the
family 5) perseverance 6) "The Book of Knowledge" 7) Janie and
neighborhood children 8) Franklin D. Roosevelt 9) taught her to write her
name and to do math 10) reading to the children and learning from her
reading