


Teacher's Guide



R is for Rhode Island Red: A Rhode Island Alphabet

Author: Mark R. Allio

Illustrator: Mary Jane Begin

Guide written by Cheryl K. Grinn

Portions may be reproduced for use in the classroom with this
express written consent of Sleeping Bear Press


Published by Sleeping Bear Press

310 N. Main St., Suite 300

Chelsea, MI 48118

800-487-2323

www.sleepingbearpress.com



OUR FAVORITES

Every state has many symbols that represent their state. Rhode Island is no exception. You can find these symbols throughout the pages of *R is for Rhode Island Red*.

Name these Rhode Island state symbols.

1. fruit _____
2. animal _____
3. rock _____
4. bird _____
5. drink _____
6. flower _____
7. fish _____
8. tree _____
9. mineral _____

If you had the opportunity to change one of the state symbols which one would you change? _____

Explain why and what your new choice would be.

HOW MANY QUAHOGS?


$$+ \quad 12 \quad 45 = 28$$

Learn about Quahogs in the book *R is for Rhode Island Red*.

Solve these Quahog problems.

1. Sal is going to have a clambake on the beach. There will be 9 people plus Sal at the clambake. If each person eats 6 clams how many dozen clams will Sal need? _____
2. Gina, Gene, and Gail went to the bay to dig clams. Gene dug 28 clams, Gina 43, and Gail 52. What was the *average* number of clams dug? _____
3. Ramona had 50 clams that weigh 8 oz. each. How many pounds of clams did she have? _____
4. Ramona sold her clams for \$1.50 per pound. How much money did she make on her clams? _____
5. You can expect to find one pearl in every 750 clams you open. If you need 20 pearls for a necklace, how many clams will you need to open? _____

WE HELPED BUILD RHODE ISLAND



Below is a list of achievements that helped to make Rhode Island the special state it is today. Find the people who achieved these feats in *R is for Rhode Island Red*.

1. Made first official voyage in 1524 _____
2. Carved figures on Crescent Park carousel _____
3. Established the settlement that became the state capital _____


4. Started Hasbro toy and game company _____
5. Created Independent Man _____
6. Famous female lighthouse keeper _____
7. Father of the American Industrial Revolution _____
8. World's largest bug _____
9. Famous pirate _____
10. Great marine designer and builder _____

Rhode Island Crossword

Solve the crossword puzzle using *R is for Rhode Island Red* to find the answers. Good Luck!

R _ _ _ _
H _ _ _ _ _
O _ _ _ _
D _ _ _ _
E _ _ _ _ _ _ _ _

I _ _ _ _
S _ _ _ _ _ _ _
L _ _ _ _
A _ _ _ _ _ _ _ _ _ _
N _ _ _ _ _
D _ _ _ _



1. Color of Rhode Island state animal
2. American ship that sunk the *Gaspee*
3. Rhode Island's nickname: The _____ state
4. Invented the process of "plating" for jewelry
5. Historic Providence neighborhood
6. Federal Hill has many immigrants from _____
7. Hasbro word game
8. Carousel builder
9. Named "Block Island"
10. City of mansions
11. Short word for "railroad dining car"



Search and Find

The answer to each of the following questions can be easily found in the pages of *R is for Rhode Island Red*.

1. In what city can you find Brown University? _____
2. What is the Rhode Island Red standing on, on the book's cover?

3. What Greek Island may Rhode Island be named after? _____
4. In which city will you find the fastest Looff carousel ever made?

5. Name the ship the *Hannah* lured onto a sandbar _____
6. What is Mr. Potato Head wearing on his head? _____
7. What lies at the feet of Independent Man? _____
8. Name the Jewelry Capital of the World _____
9. What is a zephyr? _____



Sweet Rhode Island Greening is a very popular apple grown in Rhode Island. Learn the unique history of this apple in *R is for Rhode Island Red*.

Have fun making an apple-head character. Dress this character any way you choose or make a folktale character.

Apple Head Characters

Materials

Firm apples—medium to large

Lemon juice

Water

Deep bowl

Plastic knife for carving


Directions

1. Carefully peel the apple.
2. Use the plastic knife to make slits for the eyes and mouth.
3. Trim apple to shape a chin and cheeks.
4. Cut a nose using a wedge shape.
5. Fill bowl half way with water. Add 2 tablespoons of lemon juice.
6. Soak apple in water for 25 minutes.
7. Push a sharpened dowel into the apple from the bottom. Push about $\frac{3}{4}$ of the way into the head.
8. Dry in a warm place for 12-14 days.
9. Add rouge for cheeks, cloves for eyes, and some type of hair.
10. Make a body out of cloth.

COME TO RHODE ISLAND


R is for Rhode Island Red is full of interesting facts about people, places, and things. You'll discover what a special place Rhode Island is to visit.

Your task is to design a billboard that will be on a roadside, encouraging people to visit Rhode Island. Remember, a billboard needs to be simple and eye-catching. You need to get your message across as cars drive by.





Economics of Fishing



Fishing and shipbuilding are very important industries in the state of Rhode Island. You will find both industries discussed throughout *R is for Rhode Island Red*.

Form a group of four and together make a list of all of the jobs needed in these two industries. Remember to consider what happens to the product after it is made or caught.

FISHING

SHIPBUILDING

What would be the consequences if one of these industries closed?

SAVE NARRAGANSETT BAY

Narragansett Bay is an estuary. To find an explanation of an estuary read *R is for Rhode Island Red*. You will find out why an estuary is important.

Make a list of as many ways as you can to save the bay.

Write a paragraph explaining why it is important to save Narragansett Bay.



Wave a Pirate Flag

Many famous pirates sailed the waters near Rhode Island. You can find the names of these pirates and the story of one in *R is for Rhode Island Red*.

Pretend you are a pirate captain. Design a flag to represent your ship and crew.

Directions

- ◆ Use the space below to make a rough draft of your design.
- ◆ Your final flag should be on black cloth or construction paper.
- ◆ Cut simple symbols from white or red cloth or paper and glue them on your cloth or paper.
- ◆ Make sure your flag represents you and your crew.
- ◆ Have fun and be creative!

HASBRO HAS IT!

Rhode Island is lucky enough to be the home of Hasbro toys. Who started this fun company? Find the answer in *R is for Rhode Island Red*.

Pretend Hasbro is holding a contest to develop a new board game all about Rhode Island. Use the information you've read about Rhode Island to help you create your game.

Materials

Poster board

Ruler

Markers

Pencil

Scissors

Construction paper



Steps

1. Brainstorm ideas. Choose your best idea and design your game on paper.
2. Make a list of questions you can ask about Rhode Island.
3. Make the rules. (The fewer the better.)
4. Make markers for the players.
5. Construct the game on poster board. Be sure to use your ruler when drawing spaces.
6. Make sure your board is colorful and has pictures relating to Rhode Island.
7. Test your game by playing it with your family.



Survey and Graph

Discover some delicious treats that are unique to Rhode Island in *R is for Rhode Island Red*.

Survey your class to find their preference.

Coffee Milk

Frozen Lemonade

A pictograph is a graph using pictures to represent what you are comparing. Example– if you were comparing dogs to cats you could use dog and cat heads to represent them.

Make a pictograph showing the results of your survey.



HOPE

Each state has its own motto. Some are long and written in Latin. Our nation's smallest state has the longest name and the shortest motto of any state. Enjoy learning about this state in *R is for Rhode Island Red*.


Write a paragraph explaining what you think the motto HOPE means to people in the state of Rhode Island.

Write a paragraph explaining what the word hope means to you.

Design a License Plate

R is for Rhode Island Red is a wonderful book about the people, places, and things found in this wonderful state. Rhode Island's current license plate uses the slogan, Ocean State.

Design a new license plate using a theme that you think is important to describe an attribute of Rhode Island.

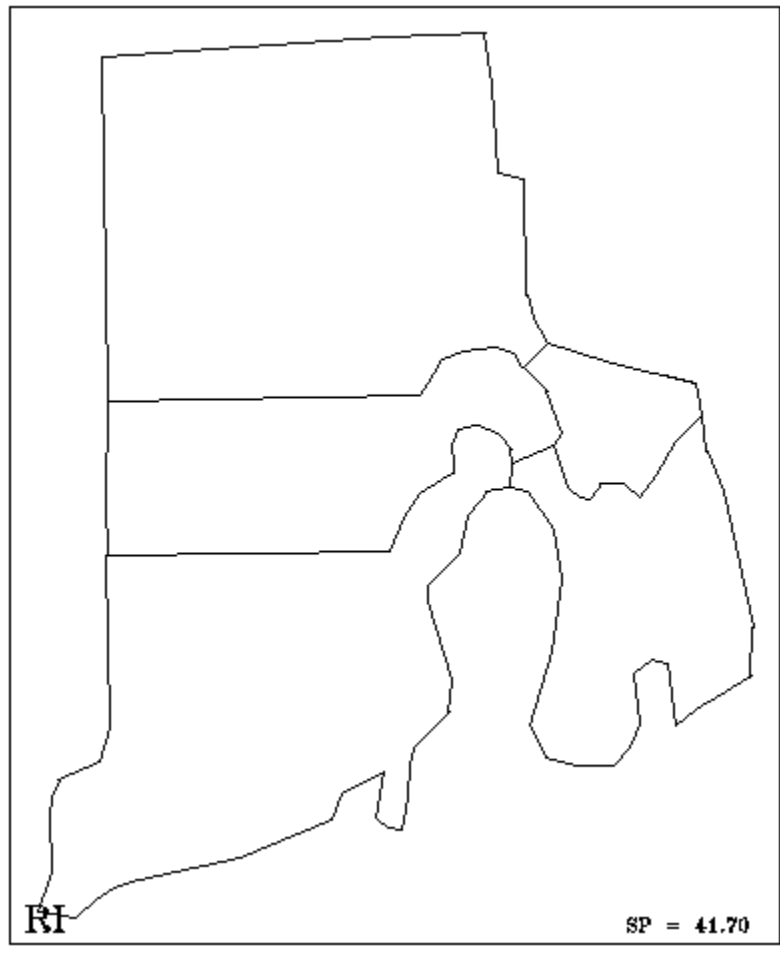
A large, empty rounded rectangular box with a thin black border, intended for the student to draw and design their own license plate. The box is centered on the page and occupies a significant portion of the lower half of the document.

Where is Rhode Island?

Why is the smallest state in the United States important? Discover what makes Rhode Island special in *R is for Rhode Island Red*.

Place the following features on and around this map of Rhode Island.

1. Draw and label the bordering states.
2. Draw and label the water border.
3. Put a star and label the state capital.



Eating in Rhode Island!

Throughout *R is for Rhode Island Red* you will find fruits, meats, fish, and treats that are famous in Rhode Island. Plan a menu for your family using only products that come from Rhode Island. Create tasty names for your dishes. Example– Succulent sweet squash. Have fun and be creative! Make your menu colorful.

A large, empty rectangular box with a thin black border, intended for students to write their menu plans. The box is currently blank.

Rhode Island Newspaper



Why should a tourist come to Rhode Island? *R is for Rhode Island Red* is full of wonderful places to visit and sites to see.

Create a class newspaper touting the great things to be found in Rhode Island.

1. Each student should choose a different aspect of Rhode Island to write an article about. Use the graphic organizer on the next page to help with writing the article.
2. Review the steps in Process Writing with students.
3. Choose the best articles for your newspaper.
4. Find students, other than the authors, to illustrate the stories.
5. Name your newspaper.
6. Use the computer to type the newspaper. (This could be a different group of students than the authors and illustrators.)
7. Have different students proofread the articles.
8. Use another group of students to assemble and distribute the papers.

Pirate or Patriot?

Opinion Piece




R is for Rhode Island Red tells the tale of Thomas Tew. Read this story and decide if you think he was a pirate or a patriot.

Write a five-sentence paragraph stating your opinion of the feats of Thomas Tew.

1. First sentence, state your opinion
2. Sentences 2-4 give 3 FACTS that support your opinion
3. Closing sentence restates your opinion in a different way from the first sentence.

Apple Poetry




Discover Rhode Island's state fruit in *R is for Rhode Island Red*.

Name the state fruit _____

Make a list of 5 adjectives that describe an apple.

- 1.
- 2.
- 3.
- 4.
- 5.

Write a poem about apples using your adjectives.



Fun with Sentence Patterns

Discover what a Rhode Island Red is in the book *R is for Rhode Island Red*. Have you ever seen a Rhode Island Red? Maybe you even own one!

Use these sentence patterns to write sentences about Rhode Island Reds.

N- noun V – verb Adj- adjective

1. N. V.
2. N. V. N.
3. N. V. Adj. N.
4. Adj. N. V. Adj. N.
5. Adj. N. V. Adj.

1. _____

2. _____

3. _____

4. _____

5. _____

Ships Ahoy!



If you live by the water you probably see many different types of watercraft. Rhode Island has 400 miles of shoreline, so just imagine all the different watercraft you might see there. Enjoy reading about some of this watercraft in *R is for Rhode Island Red*. Brainstorm as many types of watercraft as you can.



Choose your favorite watercraft and give 3 reasons why you like it.

- 1.
- 2.
- 3.



King Phillip's War

Who was King Phillip? Why did he start a war? Discover the facts about this man in *R is Rhode Island Red*.

Write a paragraph describing how you might have felt if you were a member of the Wampanoag in 1675.

Write a paragraph describing how you would feel if you were a member of the Wampanoag today.

Rhode Island Red
Answer Page

State symbols- 1) Rhode Island Greening apple 2) Quahog clam 3) Cumberlandite
4) Rhode Island Red chicken 5) coffee milk 6) violet 7) striped bass 8) red maple
9) Bowenite

How many Quahogs- 1) 5 dozen 2) 41 3) 25 4) \$37.50 5) 15,000

We Helped Build Rhode Island- 1) Giovanni Verrazano 2) Charles I. D. Looff
3) Roger Williams 4) Henry and Helal Hassenfeld 5) George Brewster 6) Ida Lewis
7) Samuel Slater 8) Nibbles Woodaway 9) Thomas Tew 10) Captain Herreshoff

Rhode Island Crossword- 1) red 2) *Hannah* 3) ocean 4) Dodge 5) East Side
6) Italy 7) Scrabble 8) Looff 9) Adriaen Block 10) Newport 11) diner

Search and Find- 1) Providence 2) Quahog clam 3) Rhodes 4) Pawtucket
5) HMS *Gaspee* 6) baseball cap 7) anchor 8) Rhode Island
9) westerly wind or gentle breeze