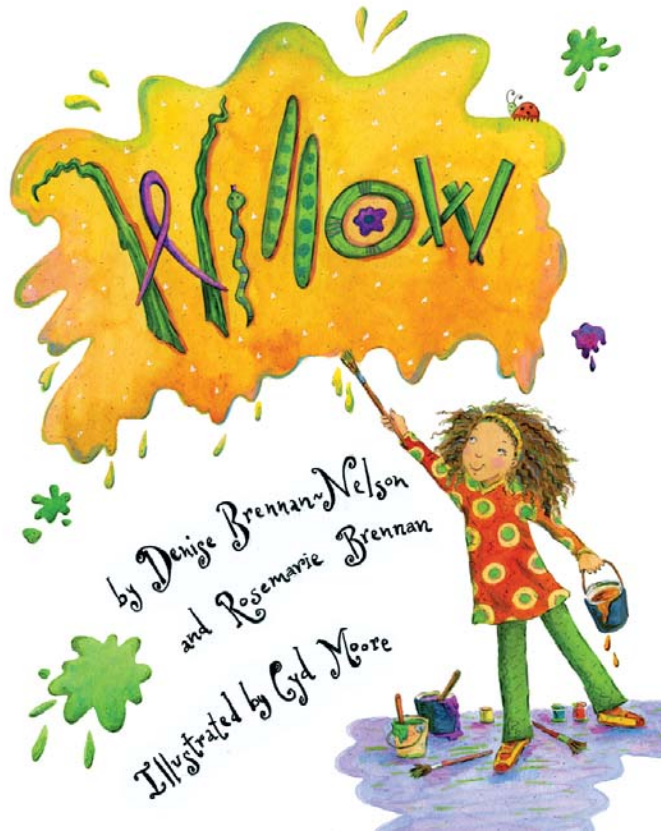


Activity Guide



Willow

Authors: Denise Brennan-Nelson and Rosemarie Brennan

Illustrator: Cyd Moore

Guide written by Rosemarie Brennan

**Portions may be reproduced for use in the classroom with this
express written consent of Sleeping Bear Press**

Published by Sleeping Bear Press

310 N. Main St., Suite 300

Chelsea, MI 48118

800-487-2323

www.sleepingbearpress.com

“What if...?”



Writers, artists, inventors, and scientists ask “What if...?” all the time. Asking “What if...?” allows us to use our imaginations and see things in totally new ways.

Play “What if...?” and see what happens.

What if Miss Hawthorn had never met Willow? _____

_____.

What if Willow's parents told Willow she should always paint just like all the other kids? _____

_____.

What if Willow had not given Miss Hawthorn a present? _____

_____.

What if there were no trees? _____

_____.

Write your own “What if...?” questions. They can be about anything you want. For example, *What if jelly beans came out of drinking fountains? What if fish could dance? What if shoes could talk?*

Acrostic Poem

An acrostic poem uses the letters of a word. Each letter in the word is the first letter of a line of the poem. The acrostic poem below describes Willow.

Willow

Wildly creative

Imagines the possibilities

Likes to draw and paint

Looks at things in different ways

Opens Miss Hawthorn's heart

Wonders "What if...?"



Your turn. Write an acrostic poem about a friend, a member of your family, or a pet. Begin by writing the name of your subject, and then think of the most important things to say about him, her, or it. Take 4-5 minutes to brainstorm before writing your poem.

Getting to Know Trees

Trees have four main parts. They are the trunk, the roots, the branches, and the leaves. Each part has a special job.



Match each part of the tree with its job.

Trunk	I hold the tree in the ground and pull up water and nutrients from the soil.
Roots	I hold the leaves on the tree.
Branches	I make food for the tree.
Leaves	I am the stem of the tree and hold most of the tree above ground.

Draw a picture of a tree and label its parts.

Big Trees

Answer the following questions by using the table below.

1. Which tree on the chart is tallest?

2. Which tree is biggest around its trunk (circumference)?

3. Which tree's leaves (canopy) have the largest spread?


TYPE OF TREE	LOCATION (STATE)	CIRCUMFERENCE	HEIGHT	SPREAD
Apple (Common)	Virginia	141 inches	70 feet	45 feet
Birch (Paper)	Michigan	220 inches	107 feet	76 feet
Cottonwood (Eastern)	Nebraska	444 inches	93 feet	103 feet
Douglas Fir (Coast)	California	512 inches	301 feet	65 feet
Maple (Sugar)	Connecticut	223 inches	115 feet	89 feet
Oak (Live)	Louisiana	439 inches	55 feet	132 feet
Orange	California	61 inches	34 feet	31 feet
Sequoia (Giant)	California	1020 inches	274 feet	107 feet
Walnut (Black)	Oregon	278 inches	130 feet	140 feet
Willow (Weeping)	Michigan	344 inches	86 feet	93 feet

Learn more about The National Register of Big Trees at
<http://www.americanforests.org/resources/bigtrees>

Send a free online postcard to your friends or family at
<http://www.americanforests.org/postcards>

If Trees Could Talk

Imagine if trees could talk. What do you think they would say? How do you think a tree feels during autumn? Winter? Spring? Summer?

A stylized illustration of a tree trunk with brown bark and green grass at its base, positioned on the right side of the page.



Tree Art



Draw an apple tree in each of the four seasons.

Winter	Spring
Summer	Fall

Treasures



Willow treasures her well-loved art book.

What objects do you treasure? Choose one of your special things and write about it. Why do you treasure it? If you want, include a photograph or an illustration.

Gifts



Willow showed kindness by giving Miss Hawthorn a gift. It was a gift from Willow's heart, and it had a great impact on Miss Hawthorn.

What other ways might Willow have shown kindness to Miss Hawthorn during the holiday season -- or any time of year?

Gifts of all sorts can be important.

Write about the gift that you would most like to give and the person or people to whom you would like to give it.

Vocabulary

Find a word that means the same as **red**. _____

Find a word that means the **opposite of noisy**. _____

Find a word that has **two syllables**. _____

Find a word that has **three syllables**. _____

Find a word that has **four syllables**. _____

Find a word that **rhymes with pillow**. _____

Find a word that **begins and ends with a vowel**. _____

Find the words with **double letters**. _____

Find the word with a **silent letter at the end**. _____

Find a word with **four or more different vowels**. _____

Find a synonym **for (a word that means the same as) fall**. _____

Find two words that would **appear on a calendar**. _____

silent
October
Willow
crimson
scowl

custodian
carton
horrid
art
autumn

doodled
glanced
muttered
icy
September

daydreaming
apple
gaspd
giggled

Word Search

N	O	Y	A	R	C	Z	S	L	A	N	Z	A	W	L
L	V	W	D	C	Y	S	P	O	R	R	Q	A	F	S
N	C	I	O	O	A	V	D	C	T	O	B	L	U	E
T	E	H	C	L	O	S	V	T	U	H	M	K	K	C
N	R	V	G	E	L	D	R	O	R	T	Q	V	E	X
B	P	Y	F	D	K	I	L	B	Q	W	T	F	L	C
U	P	S	B	G	S	A	W	E	B	A	C	R	E	H
S	R	L	X	W	X	Z	L	R	D	H	V	U	E	P
C	R	I	M	S	O	N	E	F	Q	U	H	V	R	E
H	C	X	U	J	F	R	A	Z	W	O	R	E	D	L
H	S	U	R	B	T	N	I	A	P	O	S	M	K	P
J	A	G	I	D	M	Y	A	X	L	E	N	U	J	P
F	I	S	H	N	K	S	T	O	N	Y	Y	S	A	A
J	S	Y	D	Y	M	L	C	T	N	K	M	N	N	Z
E	M	R	M	C	O	A	B	Z	M	W	Z	Z	O	V

The words below appear in *Willow*. Find and circle them in the puzzle above. The words may be spelled vertically, horizontally, or diagonally.

APPLE
ART
BLUE


COLOR
CRAYON
CRIMSON

DOODLED
HAWTHORN
OCTOBER

PAINTBRUSH
PRESENT
SNOWFLAKE

SPYGLASS
TREE
WILLOW

Willow Crossword Puzzle



Across

3. The direction the snow swirled.
5. Miss Hawthorn's students sat in their seats "...like eggs in a _____."
6. The color of the apples on the tree Willow painted in October.
8. Where the art supplies were kept locked away in Miss Hawthorn's classroom.
9. The color Miss Hawthorn's face turned when Willow gave her the blue apple.
10. Miss Hawthorn spread the wet paint across the page with her _____.
11. There were never any broken _____ in Miss Hawthorn's art room.

Down

1. The last name of Willow's art teacher.
2. On the night of the snowstorm, Willow fell asleep wondering if Miss Hawthorn liked her _____.
4. A kind of tree that is found near water and is often "weeping."
5. The person who poked his head into the classroom and was astonished by what he saw.
7. The first name of the student who said "Pink stinks!"



Alphabetize

silent	custodian	September	daydreaming
scowl	apple	gasped	blue
present	color	snowflake	paintbrush
Willow	horrid	crayon	muttered
crimson	tree	art	icy
giggled	doodled	October	autumn

Rewrite the words in alphabetical order on the lines below.

[illegible]

Word Search Solution

+	+	+	+	+	E	+	+	+	+	+	+	O	E	+
+	+	+	W	+	+	K	+	+	+	+	+	C	L	+
+	+	+	+	O	+	+	A	+	+	+	+	T	P	+
+	+	+	+	+	L	+	B	L	U	E	+	O	P	+
+	+	+	+	+	+	L	+	+	F	+	N	B	A	+
H	S	U	R	B	T	N	I	A	P	W	R	E	+	+
C	R	I	M	S	O	N	S	W	P	O	O	R	+	+
+	D	+	T	+	+	S	+	R	L	+	H	N	+	+
+	+	O	+	R	A	+	E	O	+	+	T	+	S	+
+	+	+	O	L	E	S	C	+	+	+	W	+	+	+
+	+	+	G	D	E	E	+	N	O	Y	A	R	C	+
+	+	Y	+	N	L	+	+	A	+	+	H	+	+	+
+	P	+	T	+	+	E	+	R	+	+	+	+	+	+
S	+	+	+	+	+	+	D	T	+	+	+	+	+	+
+	+	+	+	+	+	+	+	+	+	+	+	+	+	+

(over, down, direction)

APPLE (14,5,N)
 ART (9,12,S)
 BLUE (8,4,E)
 COLOR (8,10,NE)
 CRAYON (14,11,W)


CRIMSON (1,7,E)
 DOODLED (2,8,SE)
 HAWTHORN (12,12,N)
 OCTOBER (13,1,S)
 PAINTBRUSH (10,6,W)

PRESENT (10,7,SW)
 SNOWFLAKE (14,9,NW)
 SPYGLASS (1,14,NE)
 TREE (4,8,SE)
 WILLOW (9,7,NW)

What Happened First?

Sequencing Activity

Below are events from the book *Willow*. They are out of order. Draw a picture illustrating the event. Then cut the strips on the dotted line. Put the strips in the proper order; number them and staple them together. Check the book to see that you are correct!




Miss Hawthorn tells the students to make pictures of an apple tree.




Miss Hawthorn doodles for the first time.




Willow paints a pink tree.



Willow falls asleep wondering if Miss Hawthorn liked her present.



Miss Hawthorn's students paint
just the way they want.




Willow gives Miss Hawthorn a
blue apple.



The school custodian pokes his
head into the classroom.



Willow gives Miss Hawthorn a present.



Sam snorted, "Pink stinks."

Math + Art

Fussy Miss Hawthorn likes to keep track of her art supplies. See if you can help her:



1) 9 **red** crayons
+ 3 **blue** crayons

2) 8 paint smocks
+ 7 paint smocks

3) 10 sketchpads
+ 8 sketchpads

4) 4 paintbrushes
+ 6 paintbrushes



5) 8 colored pencils
+ 9 colored pencils

6) 7 jars of black paint
+ 7 jars of **brown** paint

7) 7 **purple** markers
+ 6 **orange** markers

8) 2 broken crayons
+ 3 broken crayons

9) 10 glue sticks
+ 11 glue sticks

10) 5 easels
+ 5 easels



I Spy

Look closely at the illustrations in *Willow* and see if you can find the items mentioned in the I SPY riddle below.

I spy a fire-breathing dragon and a beagle,
A giraffe, a worm, and Mr. O'Deedle;
An apple, a balloon, and flowers in a pot,
A fish, a star, and a pig with polka dots.



Your turn. Write an I SPY riddle to go with *Willow*. To get you started, here are some of the things you'll find if you look closely at the illustrations in the book. Feel free to use them in your riddle.



snowlady

school bus

soccer ball

purple cat

dragonfly

umbrella

bird in a tree

ladybug

tree

turtle

butterfly

heart

cat in a hat

owl



rocket

broken crayon



Line 1: **I spy** _____


Line 2: _____

Line 3: _____

Line 4: _____

The Artist in You

Draw a picture containing all three of the shapes below. You may combine the shapes in any way you like. Before you draw, close your eyes and use your imagination, the way Willow did.



CREATE YOUR DRAWING HERE:

Give your drawing a title: _____


Any Questions?

Willow got into trouble with Miss Hawthorn for too many questions.



asking

But asking questions is a **good** thing to do. Never be afraid or ashamed to ask questions!



Usually questions start with *Who, What, When, Where, Why*. But questions can also begin with *How...*, *Imagine...*, *What if...*, *I wonder...*, and *In what ways...*

You will learn more if you ask good questions.

And asking good questions is actually **fun**!

Try it!

Use your imagination and ask an interesting question about Willow and Miss Hawthorn. Ask questions that *cannot* be answered with a simple "yes" or "no."

Example Questions:

? *Why wasn't Willow afraid of Miss Hawthorn?*

? *What did it feel like to Miss Hawthorn when she doodled for the very first time?*


Your Questions:

? _____

? _____

Did You Ask a Good Question Today?

If I Were a Tree...



Willows and Hawthorns are **types of trees**.

Willow trees have flexible branches.

Hawthorn trees are thorny (like Miss Hawthorn).

If **YOU** were a tree, what kind would you be? Why? What qualities or characteristics do you have in common with the tree you chose? (You may have to do some research to find out.)

Finish this sentence:

If I were a tree, I'd be a _____

because _____

Everybody who's anybody longs to be a tree.

~Rita Dove (American Pulitzer Prize-winning poet and author)

Comparing Snowmen



Find the illustration of a snowman in *Willow*.

Can you recall a snowman you made?

How was your snowman the same as and different from Willow's snowman? Make a list of the similarities and differences in the table below.

Willow's Snowman	My Snowman



, Look, and Listen

Artists are good observers. They notice things that other people often don't.

Are YOU a good observer?




Go outdoors into your backyard or the school yard. Sit quietly for a few minutes and observe the world around you. Look closely at familiar things: the bark of a tree, the movement of a bug, a blade of grass, the leaves of a dandelion, a rock, etc. Use your other senses (hear, smell, feel, and taste), too. In the table below, or in your writer's notebook or nature journal, record and describe all of the things you notice.

SEE	HEAR	SMELL	FEEL	TASTE
a spider web glistening with dew	the rustle of autumn leaves	freshly cut grass	a cool breeze on my face	a sunflower seed

ART SCHOOL

START



Directions: Use a penny as your die.
Heads moves 1 space, tails moves 2 spaces.

Paint with your
fingers and toes

**MOVE AHEAD
1 SPACE**



Oops! You
fo

color y ant.
**MOVE BACK
1 SPACE**


Paint a picture
without
worrying how it
will turn out.

**MOVE AHEAD
2 SPACES**



Sit under a
tree and
listen.

**MOVE AHEAD
1 SPACE**



Coax a smile
from Miss
Hawthorn



Oops, you
skipped
art class.

5 times, then
**MOVE AHEAD
SPACES**



You think
ink

**MISS YOUR
NEXT TURN**


You forgot to
celebrate
Arbor Day.

**MOVE BACK
1 SPACE**



You left your
sketchpad out
in the rain.

**GO BACK
2 SPACES**



Change
the Way
You Look
at Things

**MOVE AHEAD
2 SPACES**

END