



AN IMPRINT OF



AMULET 8: SUPERNOVA BY KAZU KIBUISHI



AN IMPRINT OF


 SCHOLASTIC




AMULET 8: SUPERNOVA BY KAZU KIBUISHI



AN IMPRINT OF



AMULET 8: SUPERNOVA BY KAZU KIBUISHI




AMULET 8: SUPERNOVA BY KAZU KIBUISHI

graphix

AN IMPRINT OF

SCHOLASTIC



AMULET 8: SUPERNOVA BY KAZU KIBUISHI



AN IMPRINT OF

 SCHOLASTIC




AMULET 8: SUPERNOVA BY KAZU KIBUISHI



AN IMPRINT OF

 SCHOLASTIC



AMULET 8: SUPERNOVA BY KAZU KIBUISHI



AN IMPRINT OF





 SCHOLASTIC



AMULET 8: SUPERNOVA BY KAZU KIBUISHI

DRAWING MISKIT


BY
KAZU KIBUISHI
CREATOR OF THE AMULET SERIES!



COMPLETE THIS COMIC!

USE A LIGHTLY
COLORED PENCIL
TO DRAW YOUR
IMAGES.

EITHER WRITE
OR TYPE WORDS IN
THE BUBBLES TO BRING
YOUR CHARACTERS
TO LIFE!



USE A PEN OR A
DARK-COLORED PENCIL TO
DRAW OVER THE COLORED
LINES AND MAKE YOUR
DRAWINGS EASIER TO
READ.

THIS IS A
PROCESS CALLED
"INKING"!



AFTER PRACTICING
YOUR INKING, TRY
PENCILING AND INKING
YOUR OWN PICTURE IN
THE PANEL BELOW!

